






MY QUILT SIZE CHART

MATTRESS	CRIB 26" x 48"	TWIN 39" x 75"	FULL 54" x 75"	QUEEN 60" x 80"	KING 76" x 80"
APPROX. QUILT SIZE*	36" x 54"	68" x 89"	78" x 89"	84" x 94"	100" x 94"
PERIMETER	180"	314"	334"	356"	388"
BATTING**	45" x 60"	72" x 90"	81" x 96"	90" x 108"	120" x 120"
BACKING (42" - 44" wide)	1 3/4 Yards 	5 1/4 Yards 	5 1/4 Yards 	7 1/4 Yards 	8 3/4 Yards 
				2 3/4 Yards @ 108" Wide - No piecing	
BINDING *** 2.5" CUT WOF	1/2 Yard	3/4 Yard	3/4 Yard	1 Yard	1 Yard

* Based on commercially available precut batting sizes

** Based on a 12 - 15" drop on the sides and bottom of the quilt only (good for use with a dust ruffle and for pillow tuck).

*** From Yardage: (Then round up) $(\text{Perimeter} + 12) \times 2.5" = \text{## square inches needed} / \text{wof} = \text{amount of fabric in inches} / 36 = \text{\# yards}$